

Dear Customer

This document is for how to upgrade Netlink , Optilink , Syrotech FTTH Modems

Use respective Firmware's only (wrong firmware will damage Modems)

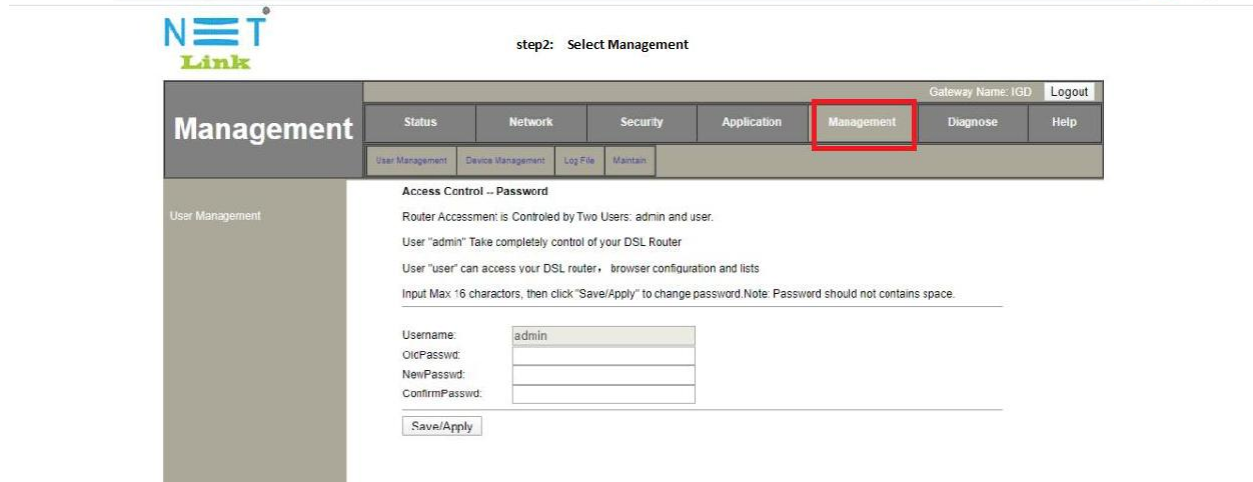
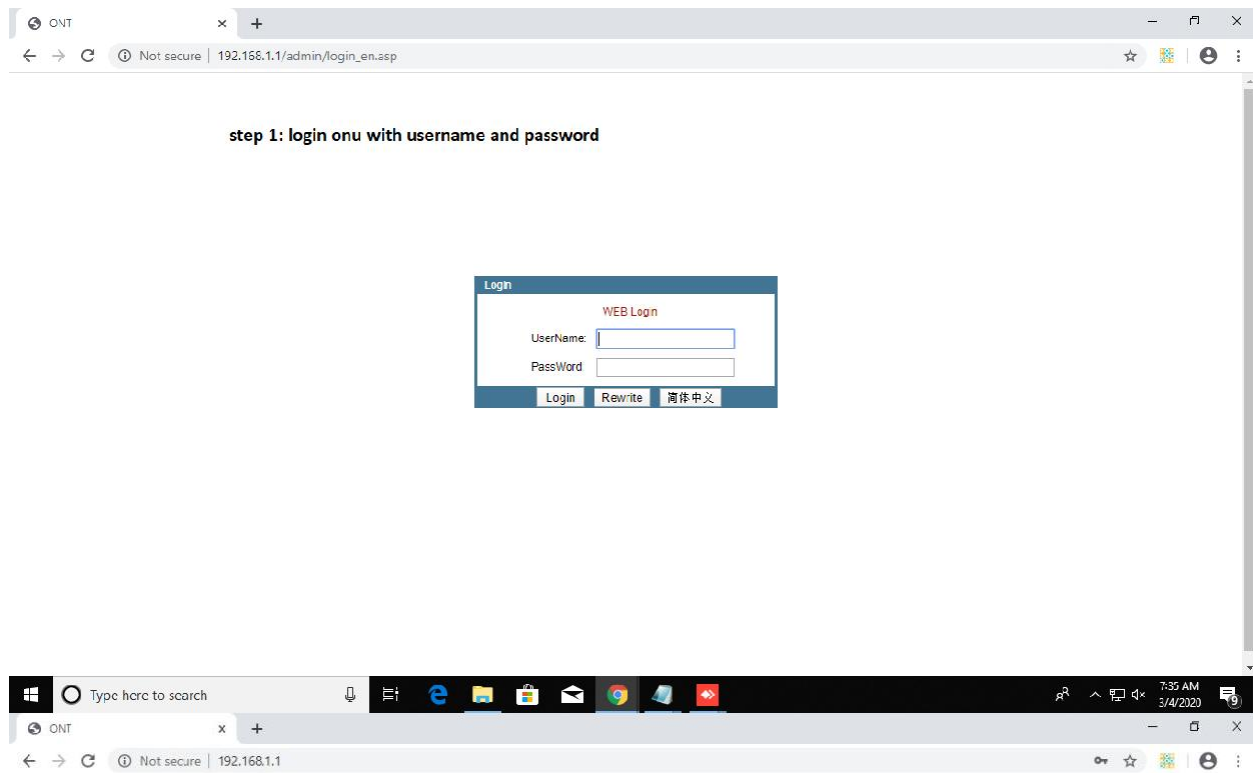
Open Browser Logon to 192.168.1.1

Netlink and Syrotech	Optilink	DBC
Username admin	Username admin	Username admin
Password stdONU101	Password admin	Password dbcONU101

Once logged in Go to Management > Device > Upgrade > Select Respect Firmware and Upgrade

After upgrade again login to modem and change the modem password

Steps Below for a sample Modem



ONT x +
Not secure | 192.168.1.1

NET Link step3: select DeviceManagement

Gateway Name: 10D Logout

Status	Network	Security	Application	Management	Diagnose	Help
User Management	Device Management	Log File	Maintain			

Reboot

Upgrade

Restore Default

Config File Management

Click "Save/Reboot" to reboot router.

Save/Reboot

ONT x +
Not secure | 192.168.1.1

NET Link step4: select Upgrade and click Choose File

Gateway Name: 10D Logout

Status	Network	Security	Application	Management	Diagnose	Help
User Management	Device Management	Log File	Maintain			

Reboot

Upgrade

Restore Default

Config File Management

You can upgrade this device. Please keep the power on, or this device will be damaged.

Choose File No file chosen

Start Reset other's

CNT x +
Not secure | 192.168.1.1

NET Link Step5: Choose new firmware file and select start

Gateway Name: IGD Logout

Status	Network	Security	Application	Management	Diagnose	Help
User Management	Device Management	Log File	Maintain			

Management

Reboot
Upgrade
Restore Default
Config File Management

You can upgrade this device. Please keep the power on, or this device will be damaged.

Choose File | IIG323RW_UP...00225.tar

Start Reset others

Type here to search

CNT x +
Not secure | 192.168.1.1

NET Link step6: wait till ONT get rebooted

Gateway Name: IGD Logout

Status	Network	Security	Application	Management	Diagnose	Help
User Management	Device Management	Log File	Maintain			

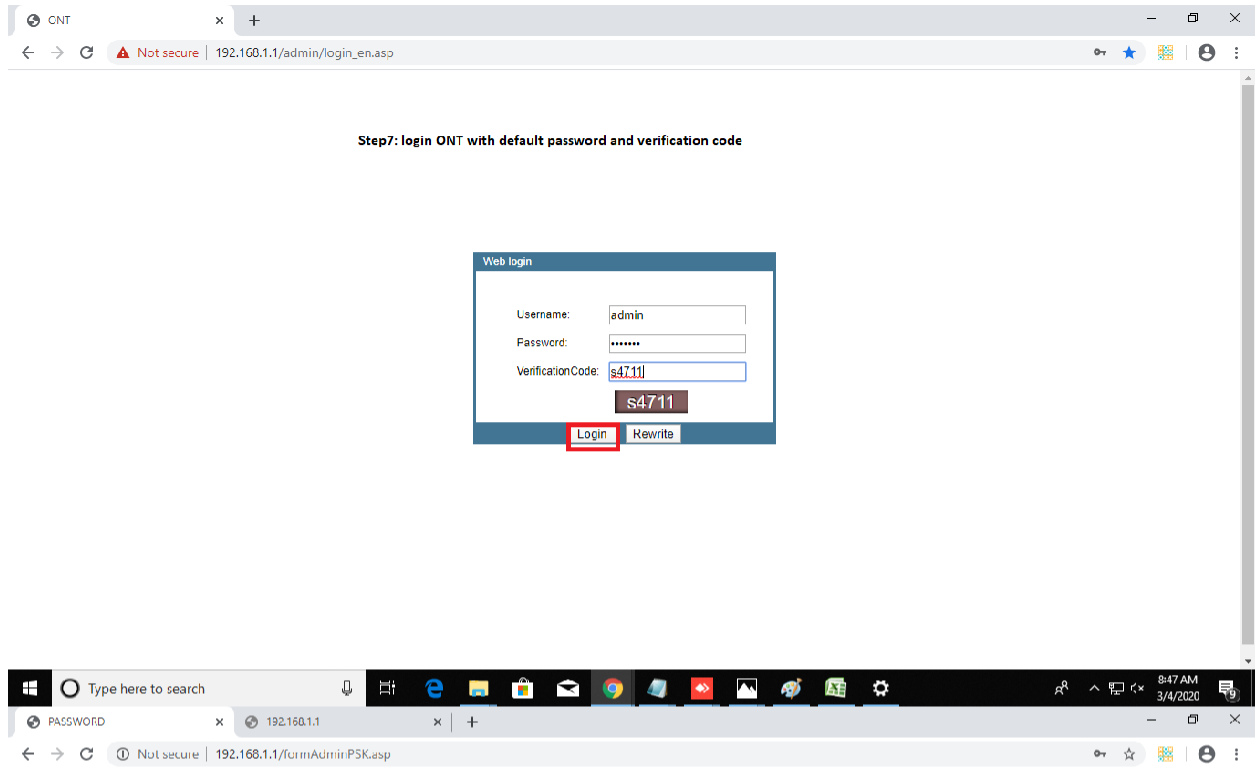
Management

Reboot
Upgrade
Restore Default
Config File Management

Firmware uploading, please wait ... 138

To avoid system being damaged, please don't turn off power while uploading is in progress.

Type here to search



Step8: set new password and click apply



For Doubts you email to gponekm@gmail.com (for Ernakulam & Idukki customers only) with mobile num to contact

OR Vendor Contact below

Netlink

9400199334 , 9400199336 , 9400199337 , 9400199338 , 8086611446 , 808661448

Syrotech

7012189230 (Kerala)

Optilink

76663 01000 (Kerala)

DBC

9072322428 (Kerala) / 8879660667 / 8169970115 / 8879660673